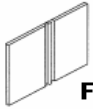


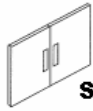
# VSC10

## Storage Cabinets with adjustable shelves.

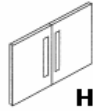
### Handles



**F**



**S**



**H**

Door Handle styles (all are inset to the case)  
"F" style is the standard style full length pull,  
change the ■ of the model number to "F".

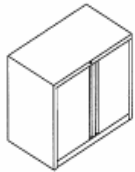
"S" is a short pull inset in the head, to order  
change the ■ of the model number to "S".  
(add \$2 per cabinet)

"H" is a long pull inset in the head, to order  
change the ■ of the model number to "H".  
(add \$8 per cabinet)

Cabinet heights line up with VL10 cabinets.

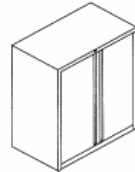
Cabinets come with one fixed (bottom shelf) and  
one or more adjustable shelves (1/2" increments).

A 2 shelf cabinet has a bottom and 1  
adjustable shelf.



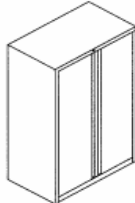
### 2 Shelf

	24" wide (610 mm)	30" wide (762 mm)	36" wide (914 mm)	42" wide (1067 mm)
~ Height	24 7/8"	24 7/8"	24 7/8"	24 7/8"
~ Weight	51 lbs.	61 lbs.	70 lbs.	79 lbs.
~ Volume	7.5 ft. <sup>3</sup>	9 ft. <sup>3</sup>	11 ft. <sup>3</sup>	12.5 ft. <sup>3</sup>



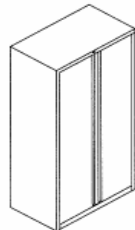
### 3 Shelf

~ Height	35 3/8"	35 3/8"	35 3/8"	35 3/8"
~ Weight	71 lbs.	81 lbs.	92 lbs.	102 lbs.
~ Volume	10.5 ft. <sup>3</sup>	13 ft. <sup>3</sup>	15.5 ft. <sup>3</sup>	18 ft. <sup>3</sup>



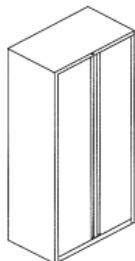
### 4 Shelf

~ Height	47 3/8"	47 3/8"	47 3/8"	47 3/8"
~ Weight	90 lbs.	102 lbs.	114 lbs.	125 lbs.
~ Volume	14 ft. <sup>3</sup>	17.5 ft. <sup>3</sup>	20.5 ft. <sup>3</sup>	23.5 ft. <sup>3</sup>



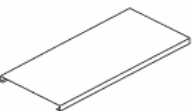
### 5 Shelf

~ Height	57 7/8"	57 7/8"	57 7/8"	57 7/8"
~ Weight	109 lbs.	122 lbs.	135 lbs.	149 lbs.
~ Volume	17 ft. <sup>3</sup>	21 ft. <sup>3</sup>	25 ft. <sup>3</sup>	29 ft. <sup>3</sup>



### 6 Shelf

~ Height	69 7/8"	69 7/8"	69 7/8"	69 7/8"
~ Weight	146 lbs.	160 lbs.	175 lbs.	175 lbs.
~ Volume	25 ft. <sup>3</sup>	30 ft. <sup>3</sup>	35 ft. <sup>3</sup>	35 ft. <sup>3</sup>



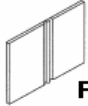
### Shelves

~ Weight	VS-A24 6 lbs.	VS-A30 7 lbs.	VS-A36 8 lbs.	VS-A42 9 lbs.
----------	------------------	------------------	------------------	------------------

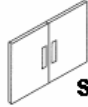
# VSC12

## Storage Cabinets with adjustable shelves.

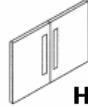
### Handles



**F**



**S**



**H**

Door Handle styles (all are inset to the case)

"F" style is the standard style full length pull, change the ■ of the model number to "F".

"S" is a short pull inset in the head, to order change the ■ of the model number to "S".

(add \$2 per cabinet)

"H" is a long pull inset in the head, to order change the ■ of the model number to "H".

(add \$8 per cabinet)

Cabinet heights line up with VL12 cabinets.

Cabinets come with one fixed (bottom shelf) and one or more adjustable shelves in 1/2" increments.

A 2 shelf cabinet has a bottom and 1 adjustable shelf.

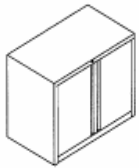
**24" wide**  
(610 mm)

**30" wide**  
(762 mm)

**36" wide**  
(914 mm)

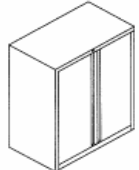
**42" wide**  
(1067 mm)

### 2 Shelf



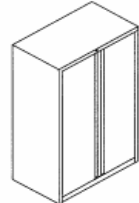
	■ -VSC12-1A24	■ -VSC12-1A30	■ -VSC12-1A36	■ -VSC12-1A42
~Height	27 7/8"	27 7/8"	27 7/8"	27 7/8"
~ Weight	56 lbs.	66 lbs.	75 lbs.	85 lbs.
~ Volume	9 ft. <sup>3</sup>	10.5 ft. <sup>3</sup>	12.5 ft. <sup>3</sup>	14.5 ft. <sup>3</sup>

### 3 Shelf



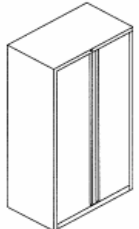
	■ -VSC12-2A24	■ -VSC12-2A30	■ -VSC12-2A36	■ -VSC12-2A42
~Height	39 7/8"	39 7/8"	39 7/8"	39 7/8"
~ Weight	79 lbs.	90 lbs.	101 lbs.	112 lbs.
~ Volume	11.5 ft. <sup>3</sup>	14.5 ft. <sup>3</sup>	17 ft. <sup>3</sup>	20 ft. <sup>3</sup>

### 4 Shelf



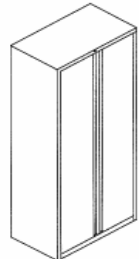
	■ -VSC12-3A24	■ -VSC12-3A30	■ -VSC12-3A36	■ -VSC12-3A42
~Height	53 3/8"	53 3/8"	53 3/8"	53 3/8"
~ Weight	101 lbs.	114 lbs.	126 lbs.	139 lbs.
~ Volume	16 ft. <sup>3</sup>	19.5 ft. <sup>3</sup>	23.5 ft. <sup>3</sup>	27 ft. <sup>3</sup>

### 5 Shelf



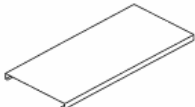
	■ -VSC12-4A24	■ -VSC12-4A30	■ -VSC12-4A36	■ -VSC12-4A42
~Height	65 3/8"	65 3/8"	65 3/8"	65 3/8"
~ Weight	123 lbs.	137 lbs.	151 lbs.	165 lbs.
~ Volume	19.5 ft. <sup>3</sup>	24 ft. <sup>3</sup>	28.5 ft. <sup>3</sup>	33 ft. <sup>3</sup>

### 6 Shelf



	■ -VSC12-5A24	■ -VSC12-5A30	■ -VSC12-5A36	■ -VSC12-5A42
~Height		77 3/8"	77 3/8"	
~ Weight		161 lbs.	176 lbs.	
~ Volume		28 ft. <sup>3</sup>	33.5 ft. <sup>3</sup>	

### Shelves



	VS-A24	VS-A30	VS-A36	VS-A42
~ Weight	6 lbs.	7 lbs.	8 lbs.	9 lbs.