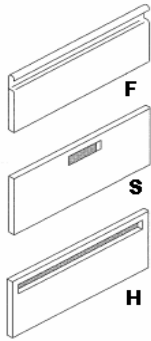


# VL12R

# Lateral Filing Cabinets with 12" Rollout Shelves & Receding Doors



Drawer Head styles (all are inset to the case)  
 "F" style is the standard style full length pull,  
 change the ■ of the model number to "F".

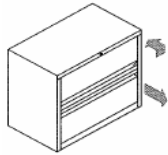
"S" is a short pull inset in the head, to order  
 change the ■ of the model number to "S".  
 (add \$1 per drawer)

"H" is a long pull inset in the head, to order  
 change the ■ of the model number to "H".  
 (add \$2 per drawer)

Description: Lateral filing cabinets are 18" deep and  
 equipped with a double acting lock system, interlock,  
 leveling glides and side-to-side hanging bars.  
 Optional Front-to-Back bars are ordered separately.  
 Optional Drawer Dividers are ordered separately.  
 Other configurations are available upon request

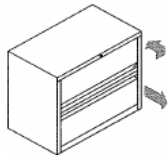
Data shown is approximate and may be  
 changed without notice.

	24" wide (610 mm)	30" wide (762 mm)	36" wide (914 mm)	42" wide (1067 mm)	48" wide (1219 mm)
--	----------------------	----------------------	----------------------	-----------------------	-----------------------



## 2 Drawer - 1 Rollout Shelf with Receding Door and 1 Drawer

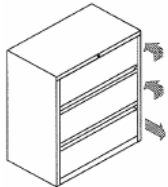
	■ -VL12-1R1D24	■ -VL12-1R1D30	■ -VL12-1R1D36	■ -VL12-1R1D42	■ -VL12-1R1D48
~ Height	27 7/8"	27 7/8"	27 7/8"	27 7/8"	27 7/8"
~ Weight	88 lbs.	103 lbs.	119 lbs.	134 lbs.	149 lbs.
~ Volume	10 ft. <sup>3</sup>	12 ft. <sup>3</sup>	14 ft. <sup>3</sup>	16 ft. <sup>3</sup>	18 ft. <sup>3</sup>



## 2 Drawer under counter height

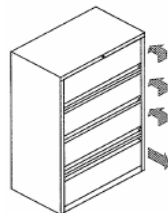
Note: VU series fit under a work surface

	■ -VU12-1R1D24	■ -VU12-1R1D30	■ -VU12-1R1D36	■ -VU12-1R1D42	■ -VU12-1R1D48
~ Height	26 7/8"	26 7/8"	26 7/8"	26 7/8"	26 7/8"
~ Weight	88 lbs.	103 lbs.	119 lbs.	134 lbs.	149 lbs.
~ Volume	9 ft. <sup>3</sup>	11 ft. <sup>3</sup>	13 ft. <sup>3</sup>	15 ft. <sup>3</sup>	17 ft. <sup>3</sup>



## 3 Drawer - 2 Rollout Shelves with Receding Doors and 1 Drawer

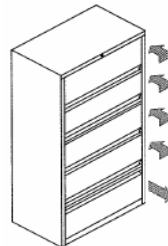
	■ -VL12-2R1D24	■ -VL12-2R1D30	■ -VL12-2R1D36	■ -VL12-2R1D42	■ -VL12-2R1D48
~ Height	39 7/8"	39 7/8"	39 7/8"	39 7/8"	39 7/8"
~ Weight	124 lbs.	143 lbs.	162 lbs.	181 lbs.	200 lbs.
~ Volume	14 ft. <sup>3</sup>	16 ft. <sup>3</sup>	19 ft. <sup>3</sup>	22 ft. <sup>3</sup>	25 ft. <sup>3</sup>



## 4 Drawer - 3 Rollout Shelves with Receding Doors and 1 Drawer

	■ -VL12-3R1D24	■ -VL12-3R1D30	■ -VL12-3R1D36	■ -VL12-3R1D42	■ -VL12-3R1D48
~ Height	53 3/8"	53 3/8"	53 3/8"	53 3/8"	53 3/8"
~ Weight	160 lbs.	182 lbs.	205 lbs.	227 lbs.	250 lbs.
~ Volume	17 ft. <sup>3</sup>	21 ft. <sup>3</sup>	25 ft. <sup>3</sup>	29 ft. <sup>3</sup>	33 ft. <sup>3</sup>

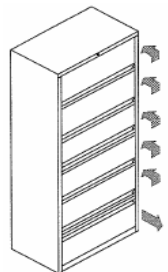
Optional Posting shelf is available for 4,5 & 6 drawer units. See below.



## 5 Drawer - 4 Rollout Shelves with Receding Doors and 1 Drawer

	■ -VL12-4R1D24	■ -VL12-4R1D30	■ -VL12-4R1D36	■ -VL12-4R1D42
~ Height	65 3/8"	65 3/8"	65 3/8"	65 3/8"
~ Weight	195 lbs.	221 lbs.	250 lbs.	275 lbs.
~ Volume	21 ft. <sup>3</sup>	26 ft. <sup>3</sup>	31 ft. <sup>3</sup>	35 ft. <sup>3</sup>

Optional Posting shelf is available for 4,5 & 6 drawer units. See below.



## 6 Drawer - 5 Rollout Shelves with Receding Doors and 1 Drawer

	■ -VL12-5R1D24	■ -VL12-5R1D30	■ -VL12-5R1D36
~ Height		77 3/8"	77 3/8"
~ Weight		261 lbs.	291 lbs.
~ Volume		31 ft. <sup>3</sup>	36 ft. <sup>3</sup>

Optional Posting shelf is available for 4,5 & 6 drawer units. Shelf takes the place of the  
 cross-bar above the 3rd drawer. Add a "P" to the end of the model number for this option  
 and add: