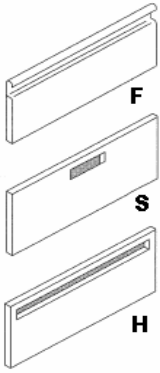


# VL13 & 15

## Lateral Filing Cabinets with 13.5" and 15" high Drawers



Drawer Head styles (all are inset to the case)  
"F" style is the standard style full length pull, change the ■ of the model number to "F".

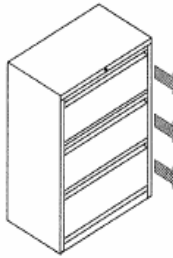
"S" is a short pull inset in the head, to order change the ■ of the model number to "S".  
(add \$1 per drawer)

"H" is a long pull inset in the head, to order change the ■ of the model number to "H".  
(add \$2 per drawer)

Description: Lateral filing cabinets are 18" deep and equipped with a double acting lock system, interlock, leveling glides and side-to-side hanging bars. Optional Front-to-Back bars are ordered separately. Optional Drawer Dividers are ordered separately. Other configurations are available upon request

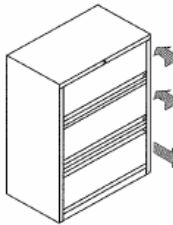
Data shown is approximate and may be changed without notice.

	24" wide (610 mm)	30" wide (762 mm)	36" wide (914 mm)	42" wide (1067 mm)	48" wide (1219 mm)
--	----------------------	----------------------	----------------------	-----------------------	-----------------------



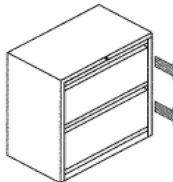
### 3 - 13 1/2" Drawers

	■ -VL13-3D24	■ -VL13-3D30	■ -VL13-3D36	■ -VL13-3D42	■ -VL13-3D48
~Height	47 3/8"	47 3/8"	47 3/8"	47 3/8"	47 3/8"
~ Weight	150 lbs.	165 lbs.	180 lbs.	203 lbs.	225 lbs.
~ Volume	15 ft. <sup>3</sup>	18 ft. <sup>3</sup>	22 ft. <sup>3</sup>	25 ft. <sup>3</sup>	28 ft. <sup>3</sup>



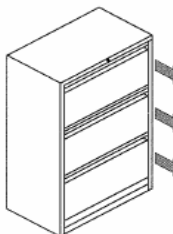
### 2 - Rollout 15" Drawers and 1 - 13 1/2" Drawer

	■ -VL15R15R13D24	■ -VL15R15R13D30	■ -VL15R15R13D36	■ -VL15R15R13D42	■ -VL15R15R13D48
~Height	47 3/8"	47 3/8"	47 3/8"	47 3/8"	47 3/8"
~ Weight	150 lbs.	165 lbs.	180 lbs.	203 lbs.	225 lbs.
~ Volume	15 ft. <sup>3</sup>	18 ft. <sup>3</sup>	22 ft. <sup>3</sup>	25 ft. <sup>3</sup>	28 ft. <sup>3</sup>



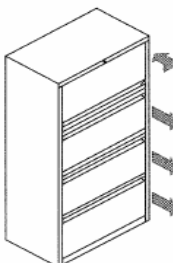
### 2 - 15" Drawers

	■ -VL15-2D24	■ -VL15-2D30	■ -VL15-2D36	■ -VL15-2D42	■ -VL15-2D48
~Height	35 3/8"	35 3/8"	35 3/8"	35 3/8"	35 3/8"
~ Weight	133 lbs.	149 lbs.	165 lbs.	184 lbs.	203 lbs.
~ Volume	12 ft. <sup>3</sup>	14 ft. <sup>3</sup>	17 ft. <sup>3</sup>	19 ft. <sup>3</sup>	22 ft. <sup>3</sup>



### 3 - 15" Drawers

	■ -VL15-3D24	■ -VL15-3D30	■ -VL15-3D36	■ -VL15-3D42	■ -VL15-3D48
~Height	53 3/8"	53 3/8"	53 3/8"	53 3/8"	53 3/8"
~ Weight	173 lbs.	190 lbs.	207 lbs.	233 lbs.	260 lbs.
~ Volume	17 ft. <sup>3</sup>	21 ft. <sup>3</sup>	25 ft. <sup>3</sup>	29 ft. <sup>3</sup>	33 ft. <sup>3</sup>



### 1 - 15" Rollout and 3 - 15" Drawers

	■ -VL15-1R3D24	■ -VL15-1R3D30	■ -VL15-1R3D36	■ -VL15-1R3D42
~Height	65 3/8"	65 3/8"	65 3/8"	65 3/8"
~ Weight	213 lbs.	229 lbs.	245 lbs.	280 lbs.
~ Volume	21 ft. <sup>3</sup>	26 ft. <sup>3</sup>	31 ft. <sup>3</sup>	35 ft. <sup>3</sup>

Optional Posting shelf is available for 4,5 & 6 drawer units. Shelf takes the place of the cross-bar above the 3rd drawer. Add a "P" to the end of the model number for this option and add: